

PRODUCT INTRODUCTION

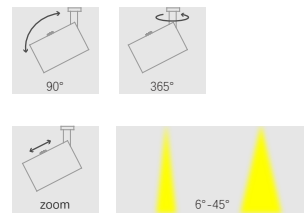
It features a very high color rendering index of CRI 98/95, which can highlight the special features of the items on display and catch the viewers' attention. The ceiling installation is incredibly simple and can be completed within minutes.

SPECIFICATION

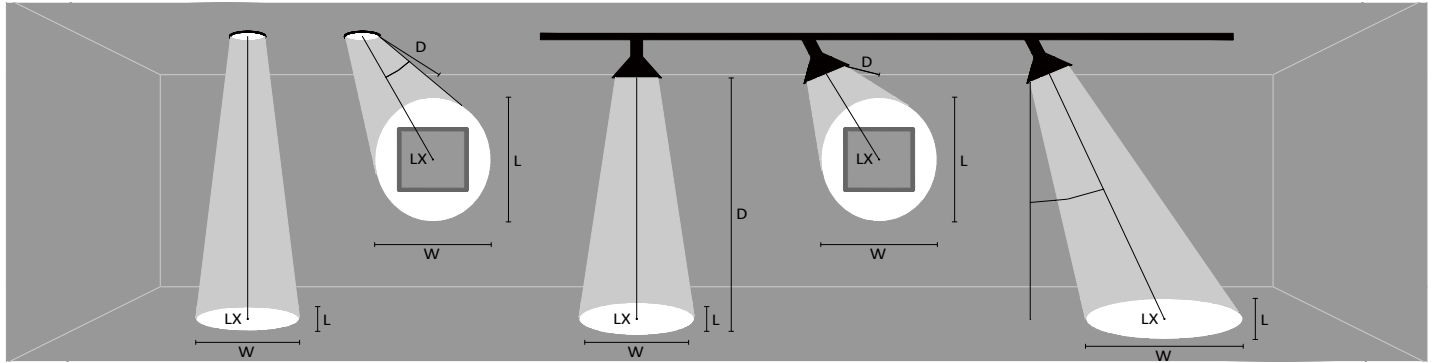
Wattage : 3W / 5W / 7W
 Color temperature : 2700K / 3000K / 4000K
 CRI : Ra97/95 (R9>90)
 Beam angle : 6-45°
 Adjusted by zoom lens control device
 Driver : Input voltage 220-240V PF>0.9
 Dimming : 0/1-10V , DALI , TRIAC , CASAMBI

FEATURES

Product surface color : Silver, Black, Customized
 Rotatable through 365° on adaptor, 90° tilt
 Adaptor : Ceiling-mounted
 Protection degree : IP20 (En60598)
 Energy efficiency: EEIA



Radial distribution & Conical illuminance



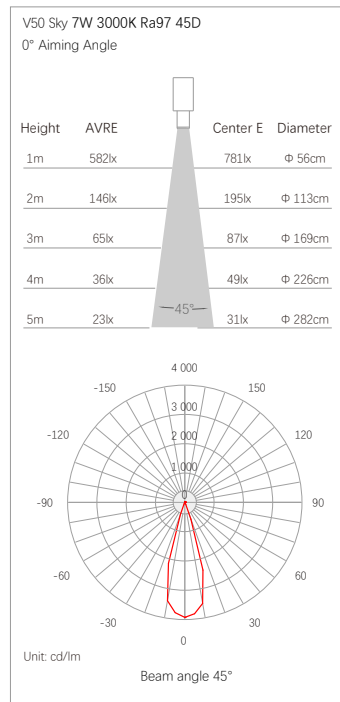
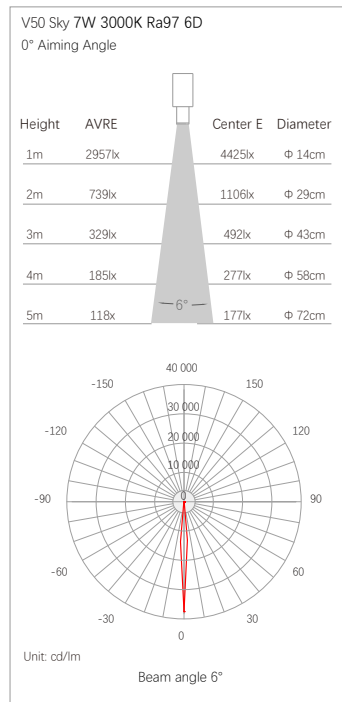
D Distance To Fix From Wall or Floor

LX Initial illuminance Level At Center of Beam


L Beam Length (where candlepower drops to 50% of maximum)

W Beam Width (where candlepower drops to 50% of maximum)


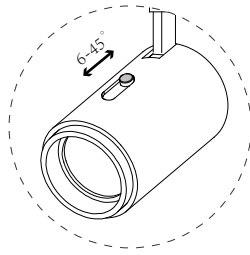
Radial distribution & Conical illuminance



Lighting effect



Beam angle adjustable



Specifications

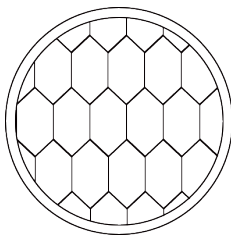
Model No.	Total Power (W)	LED Power (W)	Voltage	CRI (Ra)	Color Temp (K)	LED Flux (lm)	Beam Angle	IP Grade
V50 Sky	3	2.7	AC22V-240V	97/95	2700	200	6-45°	IP20
					3000	220		
					4000	230		
V50 Sky	5	4.5			2700	390		
					3000	420		
					4000	430		
V50 Sky	7	6.3			2700	506		
					3000	548		
					4000	562		

· Thermally stable typical lumens (±10%)

Package information

Model No.	Packaging/Unit	Pieces/Unit	Dimensions (L x W x H)	Gross Weight	Volume
V50 Sky	Inner box	1	155x135x90mm	0.28kg	1.88dm ³
	Outer box	20	480x330x300mm	7.00kg	47.52dm ³

Optional accessories



Honeycomb louver



Color coated lens